

- Office PBX functionality
- High-quality sound
- Current and voltage port protection
- Measurement of subscriber line physical parameters
- The maximum length of lines – 6 km

**TAU-series multiport customer VoIP gateways** are designed for voice and fax data transmission through IP networks. The gateways provide subscribers with high-quality phone connection with support for isolated office PBX operation mode and wide range of value added services (VAS).

### High-quality sound

The high quality of sound is ensured by the use of the high-performance hardware based on Mindspeed chip, support for main audio codecs used in VoIP networks (G.711, G.723.1, G.726, G.729), echo cancellation function, use of silence detector, comfort noise generation, DTMF signals reception and generation and prioritization mechanisms (QoS).

### Redundancy

In case of the loss of main SIP server connection, SMG switches to the redundant SIP server automatically with monitoring of service capability of the main one. If there is a connection loss with both servers, local switching among gateway subscribers is saved.

### Easy-to-use

A friendly multilingual management interface and support for group management means based on TR-069 and DHCP (DHCP-autoprovisioning) enable easy exploitation of unlimited number of TAU on an operator's network.

### Eltex.EMS management system

Eltex.EMS is a unified management system for monitoring and control of a large number of gateways on a network. The system provides centralized management of a gateway group and its ports monitoring via the unified WEB interface.



TAU-16.IP



TAU-24.IP



TAU-32M.IP



TAU-36.IP



TAU-72.IP

## Features and capabilities

### VoIP protocols

- SIP
- SIP-T
- H.323
- H.248

### Voice codecs

- G.729 (A, B)
- G.711 (a-law,  $\mu$ -law)
- G.723.1 (6.3/5.3 kbps)
- G.726 (32 kbps)

### Fax

- T.38 UDP Real-Time Fax
- G.711 (a-law,  $\mu$ -law) pass-through

### Voice standards

- VAD (voice activity detector)
- CNG (comfort noise generation)
- AEC (echo cancellation, G.168 recommendation)
- AGC (automatic gain control)
- PLC (packet loss concealment)

### Features

- SIP server authentication with common username and password for all subscribers
- SIP server authentication with individual username and password for each subscriber
- Support for redundant SIP servers
- Support for Outbound SIP servers from DHCP Option 120
- Direct routing to the unregistered devices on a SIP server
- Internal switching is saved in case of SIP server connection loss
- Independent Value Added Services' processing (distributed mini PBX mode)
- Regular expressions in Dialplan
- Caller and called numbers modifications
- Distinctive ring service
- User tone signals
- Limitation of simultaneous connections
- CPC (Calling Party Control): disconnect signal by circuit disruption
- Support for pay phone
- Support for operation behind NAT (STUN, PublicIP)
- Signal generation when a handset is off-hooked
- VAS management via a phone
- Applying of settings without reboot
- Forming of DHCP Option 82, Agent client circuit ID, Agent remote ID suboptions

### Quality of service (QoS)

- 4 priority queues
- Packet distribution to queues based on 802.1p and/or DSCP
- Assigning of DSCP and 802.1p priorities for SIP and RTP packets

### Value Added Services

- Caller line identity presentation (CLIP)
- Issuing of a caller name and time of a call in FSK mode
- Calling line identification restriction (CLIR)
- Call Transfer (CFU, CFB, CFNR, CFOOS)
- Call Pickup
- 3-Way Conference
- Hotline/Warmline
- Call Waiting
- Call Forward (CFU, CFB, CFNR, CFOOS)
- Call Group
- Call Hold
- Music on Hold (MOH)
- Message-waiting indicator (MWI)
- Do not Disturb (DND)
- IMS (3GPP TS 24.623) for Call Hold, Call Waiting, 3-Way Conference, Hotline, Call Transfer services management

### Network functions

- 802.1Q
- Possibility to use different VLAN for signalling, RTP and management
- SNTP
- Local and external DNS
- STP
- LLDP
- Dual homing redundancy
- IPSec
- Firewall

### Types of connections

- Static IP address
- DHCP client
- PPPoE client
- PPTP client

### Remote monitoring

- HTTP/HTTPS
- SNMP
- TR-069

## Features and capabilities

### Configuring

- HTTP/HTTPS, FTP/FTPS, TFTP
- Auto update of the firmware and configuration (DHCP options 43, 66 and 67)
- Command line interface (CLI) via Telnet, SSH, Console port RS-232
- Parameters configuring via SNMP (Eltex.EMS management system)
- Parameters configuring via TR-069

### Diagnostics

- Syslog
- Subscriber lines parameters testing
- Checking for a phone available on the line

### Statistics

- Detailed statistics per port
- Call history

### Security

- Username and password control
- Access rights differentiation: admin/user
- Configuration file encryption
- Access to WEB via RADIUS authentication
- Access to WEB only via HTTPS

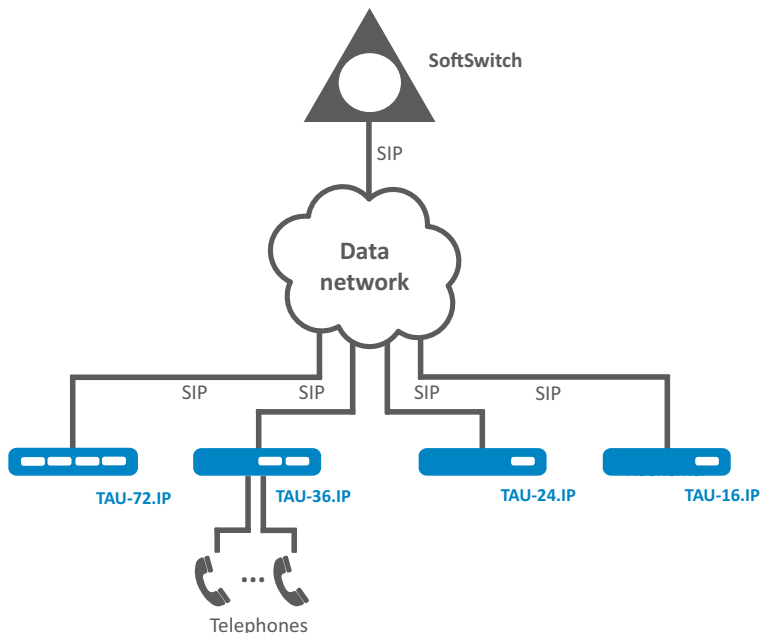
## Technical features of TAU series subscriber VoIP gateways

	TAU-16.IP	TAU-24.IP	TAU-32M.IP	TAU-36.IP	TAU-72.IP
<b>Interfaces</b>					
FXS ports	16	24	up to 32	36	72
FXO ports			up to 32		
Type of connector	TELCO-50		CENTRONICS-36		
Ethernet 10/100/1000Base-T ports (RJ-45)	2		3		
1000Base-X ports (slots for SFP modules)	1		2		
<b>VoIP</b>					
VoIP protocols	SIP, H.323, H.248				
Fax transmission	T.38, G.711 pass through				
WAN connections types	Static, DCHP, PPPoE				
<b>Physical features and ambient conditions</b>					
Power supply	220 VAC or 48/60 VDC				
Power consumption at 0.2 Erl	≤ 45W	≤ 45W	≤ 45W	≤ 45W	≤ 55Bт
Power consumption at 1 Erl	≤ 85W	≤ 85W	≤ 85W	≤ 85W	≤ 135 Bт
Dimensions (WxHxD), mm	430x45x134	430x45x134	430x45x191	420x45x240	420x45x240
Operating temperature	from 0 to +40° C				
Operating humidity	≤ 80%				

## Application diagrams

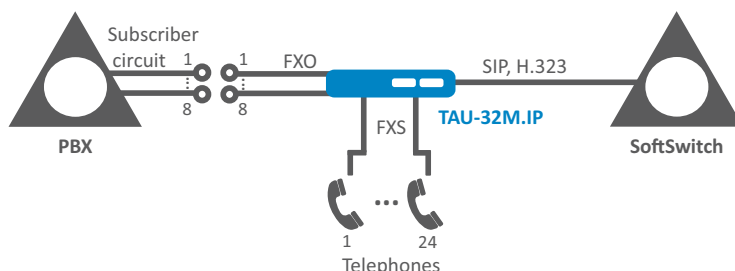
### Distributed mini PBX mode

In case of disconnection with upper IP PBX, local switching is saved for gateway's subscribers.












### TAU-32M.IP use case












Modular architecture of TAU-32M.IP provides opportunity to extend the quantity of FXS/FXO interfaces.



## Ordering information

Name	Description	Image
<b>TAU-16.IP</b>		
TAU-16.IP-S	VoIP gateway TAU-16.IP: 16xFXS, 2xRJ45-10/100/1000, SIP/H.323, 1U, AC 220V	
TAU-16.IP-M	VoIP gateway TAU-16.IP: 16xFXS, 2xRJ45-10/100/1000, H.248, 1U, AC 220V	
<b>TAU-24.IP</b>		
TAU-24.IP-AC-S	VoIP gateway TAU-24.IP: 24xFXS, 2xRJ45-10/100/1000, SIP/H.323, 1U, AC 220V	
TAU-24.IP-AC-M	VoIP gateway TAU-24.IP: 24xFXS, 2xRJ45-10/100/1000, H.248, 1U, AC 220V	
TAU-24.IP-DC-S	VoIP gateway TAU-24.IP: 24xFXS, 2xRJ45-10/100/1000, SIP/H.323, 1U, DC 48/60V	
TAU-24.IP-DC-M	VoIP gateway TAU-24.IP: 24xFXS, 2xRJ45-10/100/1000, H.248, 1U, DC 48/60V	
<b>TAU-36.IP</b>		
TAU-36.IP-DC-S	VoIP gateway TAU-36.IP: 36xFXS, 3xRJ45-10/100/1000, 2 slots for SFP, SIP/H.323, 1U, DC 48/60V	
TAU-36.IP-DC-M	VoIP gateway TAU-36.IP: 36xFXS, 3xRJ45-10/100/1000, 2 slots for SFP, H.248, 1U, DC 48/60V	
TAU-36.IP-AC-S	VoIP gateway TAU-36.IP: 36xFXS, 3xRJ45-10/100/1000, 2 slots for SFP, SIP/H.323, 1U, AC 220V	
TAU-36.IP-AC-M	VoIP gateway TAU-36.IP: 36xFXS, 3xRJ45-10/100/1000, 2 slots for SFP, H.248, 1U, AC 220V	

## Ordering information

Name	Description	Image
<b>TAU-72.IP</b>		
<b>TAU-72.IP-DC-S</b>	VoIP gateway TAU-72.IP: 72xFXS, 3xRJ45-10/100/1000, 2 slots for SFP, SIP/H.323, 1U, DC 48/60V	
<b>TAU-72.IP-DC-M</b>	VoIP gateway TAU-72.IP: 72xFXS, 3xRJ45-10/100/1000, 2 slots for SFP, H.248, 1U, DC 48/60V	
<b>TAU-72.IP-AC-S</b>	VoIP gateway TAU-72.IP: 72xFXS, 3xRJ45-10/100/1000, 2 slots for SFP, SIP/H.323, 1U, AC 220V	
<b>TAU-72.IP-AC-M</b>	VoIP gateway TAU-72.IP: 72xFXS, 3xRJ45-10/100/1000, 2 slots for SFP, H.248, 1U, AC 220V	
<b>TAU-32M.IP</b>		
<b>TAU-32M.IP-S</b>	Chassis of customer VoIP gateway TAU-32M.IP: 4 slots for TAU32M-M8S or TAU32M-M8O submodules, 3xRJ-45 (LAN), 2 chassis for SFP, 1 slot for PM160-220/12 or PM75-48/12 power module, 1U, SIP	
<b>TAU-32M.IP-M</b>	Chassis of customer VoIP gateway TAU-32M.IP: 4 slots for TAU32M-M8S or TAU32M-M8O submodules, 3xRJ-45 (LAN), 2 chassis for SFP, 1 slot for PM160-220/12 or PM75-48/12 power module, 1U, H.248	
<b>TAU32M-M8S</b>	Calling equipment submodule TAU32M-M8S (installing to TAU-32M.IP chassis): 8 analogue subscriber ports (FXS)	
<b>TAU32M-M8O</b>	PBX calling equipment submodule TAU32M-M8O (installing to TAU-32M.IP chassis): 8 analogue ports (FXO)	
<b>PM160-220/12</b>	Power module PM160-220/12, 220 VAC, 160 W	
<b>PM100-48/12</b>	Power module PM100-48/12, 48/60 VDC, 100 W	
<b>Cables</b>		
<b>UTP-18-X</b>	UTP-18-X cable: 18-pair cable X meters length, CENTRONICS-36 connectors (X=4, 6, 12, 20, 30)	
<b>UTP-25-X</b>	UTP-25-X cable: 25-pair cable X meters length, TELCO-50 connectors (X=4, 6, 12, 20, 30)	
<b>Management system</b>		
<b>EMS-TAU</b>	EMS-TAU option of Eltex.EMS system for management and monitoring of network element made by Eltex: 1 network element TAU-72.IP/TAU-36.IP/TAU-32M.IP/TAU-24.IP/TAU-16.IP	

### Contact Us

 +7 (727) 220 76 10

 post@eltexalatau.kz

 www.eltexalatau.kz

### About EltexAlatau

**EltexAlatau** company is one of the first communication equipment manufacturers in Kazakhstan established in 2012. The main focus of the enterprise is a set of solutions and the opportunity of their seamless connection to the customer's infrastructure.